

AutoCleaver S1

Automatic cleaver that gives you precise control of the bare fiber length



- Fully automatic
- Low cleave angles, < 0.3 degrees
- Very flat end faces
- Operator independent
- Designed for production environment
- Automatic fiber waste collection
- Long-lasting diamond
- Available for 80 and 125 μm clad. fiber
- PC controllable



The AutoCleaver S1™ senses the edge of the coating to automatically adjust the bare fiber length after cleaving. This feature is valuable when a specific and accurate bare fiber length is required. The requested bare fiber length is specified by the customer at order and can be fine tuned by software between 0 and 500 μm .

The cleaver is available for 80 and 125 μm fibers. The end face quality is excellent. Cleave angles are typically less than 0.3 degrees. The standard deviation of the bare length is +/- 0.01* for a 125/250 μm fiber and +/- 0.06* for a 80/170 μm fiber. In both cases the bare fiber length was 3.4 mm.

A built-in microprocessor controls all parameters and settings such as fiber positioning, clamping, fiber tension and the exact position and speed of the diamond blade. The result is a perfect cleave every time.

The cleaver can be connected to a PC that gives access to all programmable parameters and settings.

The AutoCleaver S1™ comes in a small bench top design.

TECHNICAL DATA	
Cycle time	Typical < 14 seconds
Cladding diameter	80 and 125 μm **
Coating diameter	160-400 μm
Cleave angle	Typical < 0.3 degrees
No of cleaves/blade	> 30,000
Fiber waste length	Typical < 20 mm, automatic disposal
Power supply***	External 12 V DC, 15W
Compressed air supply	External compressor***, 6 bar, 4 mm instant push-in fitting
PC interface	RS-232
Dimensions	175 mm (W) x 138 mm (D) x 104 mm (H)
Weight	1.4 kg

NYFORS part numbers: 125 μm version: 50100028, 80 μm : 50100029

Included in delivery: AutoCleaver S1™ unit, Height adjuster for 125 μm or 80 μm , v-groove for 125 μm or 80 μm , Adaptor plate (Customer preference), PC software, RS-232 cable, Manual and Tools.

* Depends on quality of stripping interface.


** Fiber specific handling kits required. See the Options for more information.


*** Not included in the delivery.

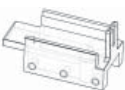
Options AutoCleaver S1™

Select items depending on fiber cladding diameter. Select adaptor plate for the type of splicer used.

ARTICLE

V-Groove	Cladding diameter (µm)	Article number	Article Description	Label
	80	50100089	V-Groove, STD, Cla 80 µm	Blue
	125-199	50100085	V-Groove, STD, Cla 125-199 µm	Yellow

Height Adjuster	Cladding diameter (µm)	Article number	Article Description	Label
	80	50100052	Height Adj. STD, Cla 80 µm	Blue
	125-159	50100046	Height Adj. STD, Cla 125-159 µm	Yellow

Adaptor Plate	Type	Article number	Article Description	
	Fujikura	50100010	Adaptor plate FJK, AC STD	
	Nyfors/Ericsson	50100011	Adaptor plate NYF/ECA, AC STD	

Note: Other adaptor plates are available upon request.

Power Supply	Type	Article number	Article Description	
	Power Supply	50100075	Power Supply, 100-240 V, 15W	

Power Supply Adaptors	Type	Article number	Article Description	
	Adaptor for AU	50100006	Adaptor for Power Supply, AU	
	Adaptor for EU	50100007	Adaptor for Power Supply, EU	
	Adaptor for UK	50100008	Adaptor for Power Supply, UK	
	Adaptor for US	50100009	Adaptor for Power Supply, US	